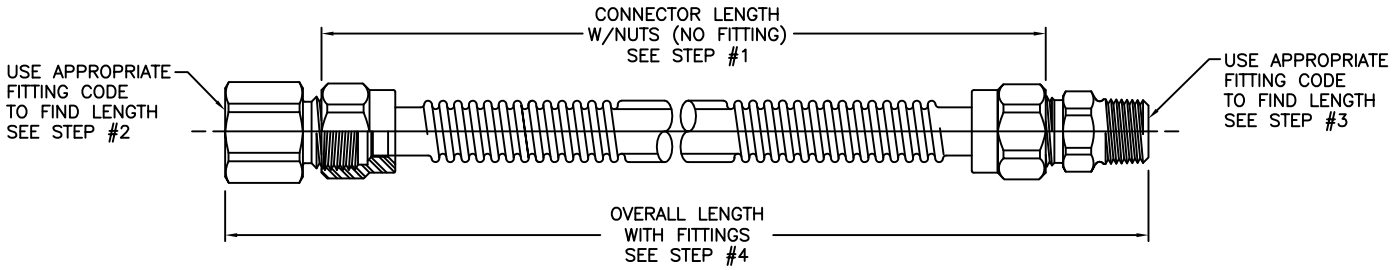
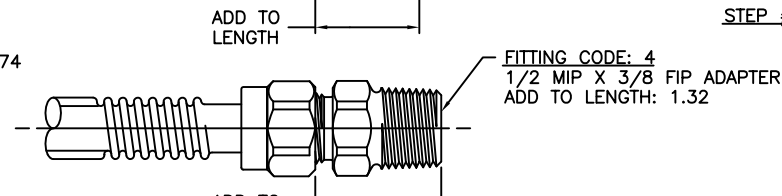
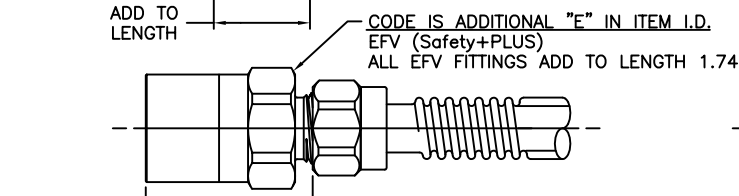
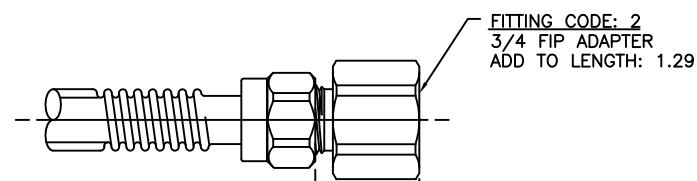
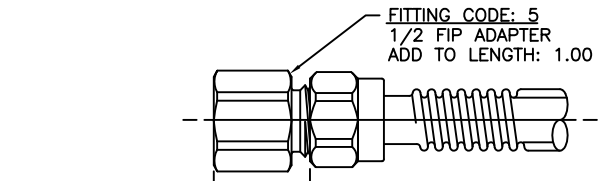


LET.	DATE	PER	BY	CHANGE
A	8/8/03	JPS	MJP	RELEASE
B	4/27/04	JES	MJP	REVISED & UPDATED



STEP #1: CONNECTOR LENGTH W/NUTS

NOM. LGTH. SEE STEP #2/#3	LENGTH
12	10.10/10.85
18	16.10/16.85
24	22.10/22.85
30	28.10/29.35
36	34.10/35.35
48	46.10/47.85
60	58.10/59.85
72	70.10/71.85



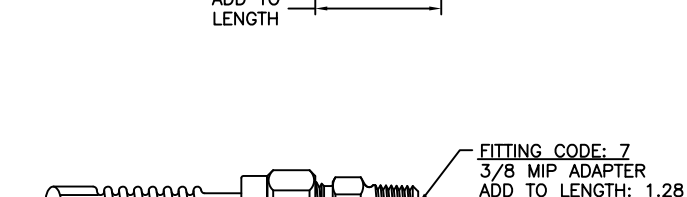
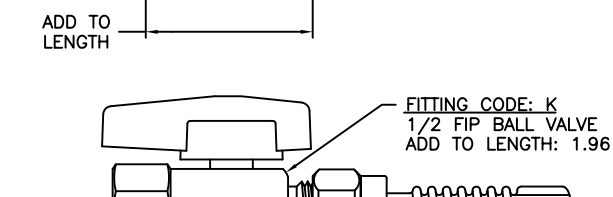
STEP #2/STEP #3: FITTING CODE

CSSD ## E-12",18",24",30",36",48",60",72"

NOMINAL LENGTH
EFV (SEE NOTES)

FITTING CODES
3/8" I.D. (1/2" O.D.) CONNECTOR
STAINLESS STEEL
COATED CONNECTOR

NOT ALL COMBINATIONS ARE VALID PART NUMBERS
CHECK CATALOG FOR DETAILS



STEP #4: OVERALL LENGTH

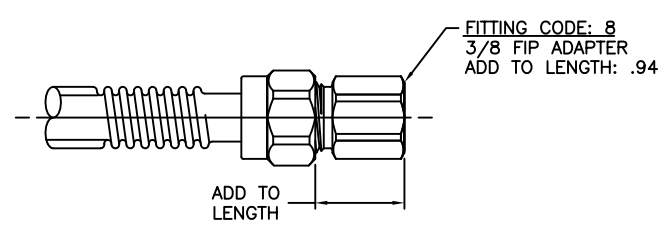
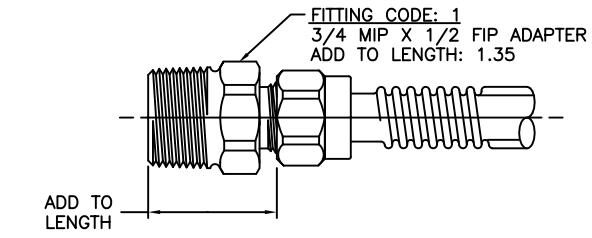
FITTING CODE (STEP #2)
+ CONNECTOR LENGTH W/NUTS (STEP #1)
+ FITTING CODE (STEP #3)
= OVERALL LENGTH

EXAMPLE #1: CSSD54-12

CONNECTOR LENGTH W/NUTS: 10.10/10.85
1/2 MIP ADAPTER (FITTING CODE 4): 1.25
1/2 FIP ADAPTER (FITTING CODE 5): 1.00
OVERALL LENGTH EQUALS: 12.48/13.23

EXAMPLE #2: CSSD54E-12

CONNECTOR LENGTH W/NUTS: 10.10/10.85
1/2 FIP EFV (FITTING CODE E): 1.74
1/2 MIP ADAPTER (FITTING CODE 4): 1.38
OVERALL LENGTH EQUALS: 13.22/13.97



NOTES:

- 3/8 NOMINAL GAS CONNECTOR FITTING ADAPTERS & VALVES ARE ALL 1/2 FLARE.
- A GAS CONNECTOR ASSEMBLY CONSIST OF THE CORRUGATED TUBING AND TWO UNION FITTINGS. AN EXCESS FLOW VALVE (EFV) OR GAS SHUT OFF VALVE MAY BE SUBSTITUTED ON THE INLET. CONNECTORS WITHOUT FITTINGS (FITTING"NN") ARE SOLD AS "NON" CERTIFIED PRODUCT.

<p>NOVI, MICHIGAN</p>	<p>DESCRIPTION 3/8 NOM ID GAS CONNECTORS OVERALL LENGTHS (SUBMITTAL)</p>	<p>DRAWING NO. GPA0313B</p>
	<p>DRAWN DATE: 08/06/2003</p> <p>CHK'D DATE: 04/27/2004</p> <p>APP'D DATE:</p>	<p>ITEM DESCRIPTION CSSDXX-XX</p> <p>ITEM ID CSSDXX-XX</p>
<p>ALL GD&T PER ANSI STD Y14.5M CLASSIFICATION OF QUALITY LEVELS</p> <p>CLASS</p>	<p>NOTE: UNLESS OTHERWISE SPECIFIED TWO PLACE DECIMALS THREE PLACE DECIMALS ANGULARITY</p>	<p>UNITS INCH</p> <p>SCALE FULL</p> <p>REV. B</p>