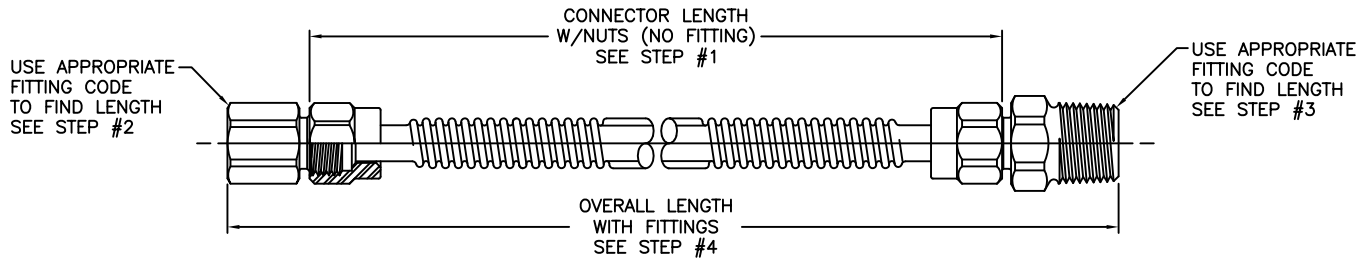
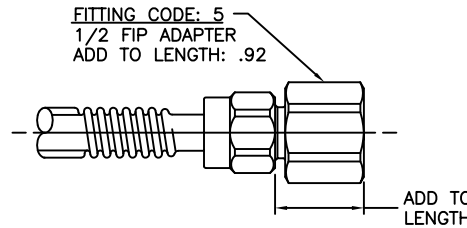
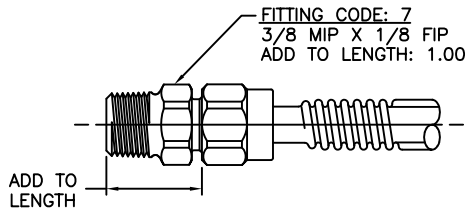


LET.	DATE	PER	BY	CHANGE
A	8/8/03	JPS	KAK	RELEASE
B	4/27/04	JES	MJP	REVISED & UPDATED



**STEP #1: CONNECTOR LENGTH W/NUTS**

NOM. LGTH. SEE STEP #2/#3	LENGTH
12	10.50/11.25
18	16.50/17.25
24	22.50/23.25
30	28.50/29.75
36	34.50/35.75
48	46.50/48.75
60	58.50/60.25
72	70.50/72.25



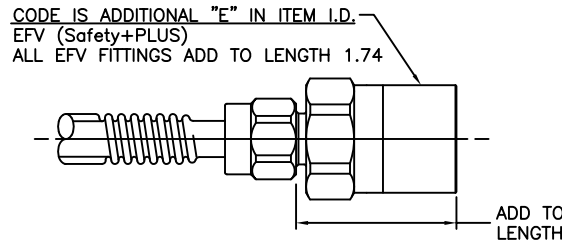
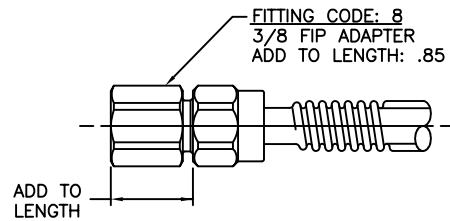
**STEP #2/STEP #3: FITTING CODE**

CSSL##E-12",18",24",30",36",48",60",72"

**NOMINAL LENGTH**  
EFV (SEE NOTES)

**FITTING CODES**  
1/4" I.D. (3/8" O.D.) CONNECTOR  
STAINLESS STEEL  
COATED CONNECTOR

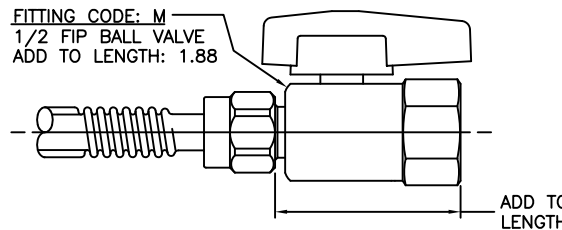
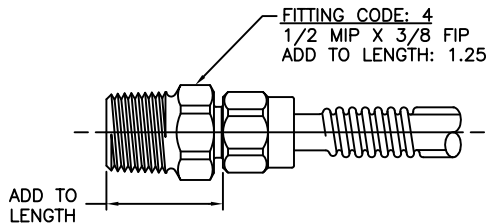
NOT ALL COMBINATIONS ARE VALID PART NUMBERS  
CHECK CATALOG FOR DETAILS



**STEP #4: OVERALL LENGTH**

FITTING CODE (STEP #2)  
+ CONNECTOR LENGTH W/NUTS (STEP #1)  
+ FITTING CODE (STEP #3)  
= OVERALL LENGTH

**EXAMPLE #1: CSSL54-12**  
CONNECTOR LENGTH W/NUTS: 10.50/11.25  
1/2 MIP ADAPTER (FITTING CODE 4): 1.25  
1/2 FIP ADAPTER (FITTING CODE 5): .92  
OVERALL LENGTH EQUALS: 12.67/13.42



**EXAMPLE #2: CSSL54E-12**  
CONNECTOR LENGTH W/NUTS: 10.50/11.25  
1/2 FIP EFV (FITTING CODE E): 1.74  
1/2 MIP ADAPTER (FITTING CODE 4): 1.25  
OVERALL LENGTH EQUALS: 13.49/14.24

**NOTES:**

- 1/4 NOMINAL GAS CONNECTOR FITTING ADAPTERS & VALVES ARE ALL 3/8 FLARE.
- A GAS CONNECTOR ASSEMBLY CONSIST OF THE CORRUGATED TUBING AND TWO UNION FITTINGS. AN EXCESS FLOW VALVE (EFV) OR GAS SHUT OFF VALVE MAY BE SUBSTITUTED ON THE INLET. CONNECTORS WITHOUT FITTINGS (FITTING "NN") ARE SOLD AS "NON" CERTIFIED PRODUCT.

<p>NOVI, MICHIGAN</p>	DESCRIPTION	DRAWING NO.
	1/4 NOM ID GAS CONNECTORS OVERALL LENGTHS (SUBMITTAL)	GPA0315B
KPC (KEY PRODUCT CHARACTERISTICS) STPC (STANDARD PRODUCT CHARACTERISTICS) PRODUCT MARKINGS	DRAWN: KAK DATE: 08/06/2003 CHECKED: KAK DATE: 04/27/2004 APP'D:	MATERIAL: STAINLESS STEEL VOLUME: ITEM ID: CSSLXX-XX
ALL GD&T PER ANSI STD Y14.5M CLASSIFICATION OF QUALITY LEVELS CLASS:	NOTE: UNLESS OTHERWISE SPECIFIED TWO PLACE DECIMALS THREE PLACE DECIMALS ANGLARITY	UNITS: INCH SCALE: FULL REV: B