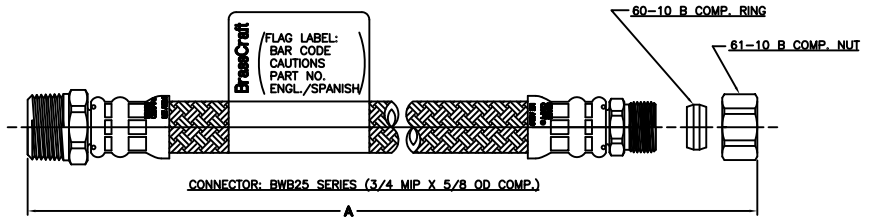
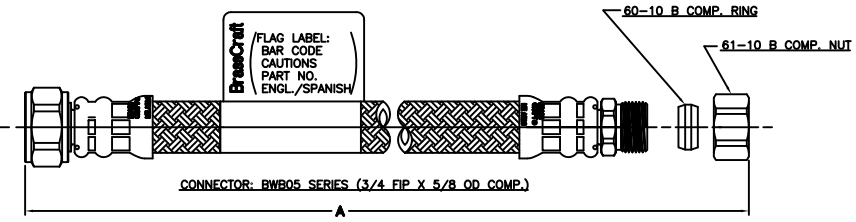
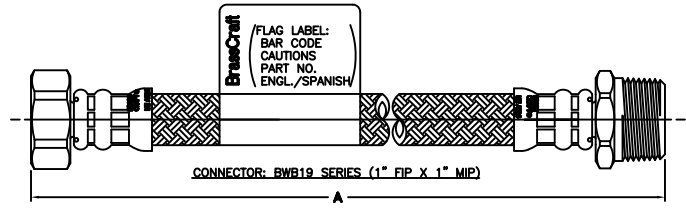
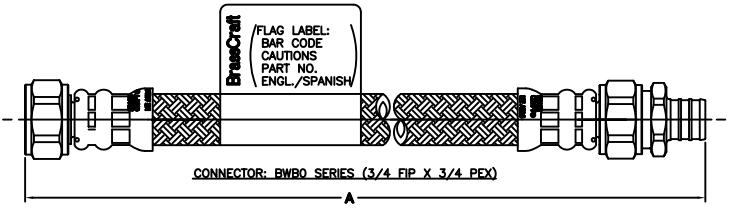
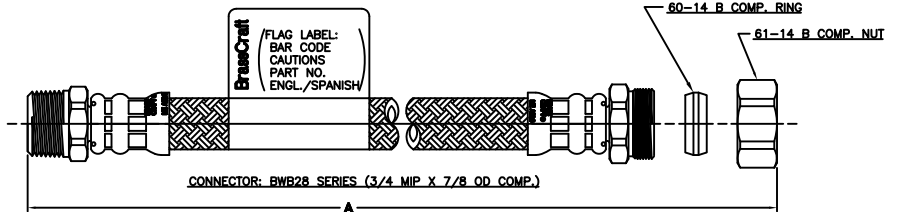
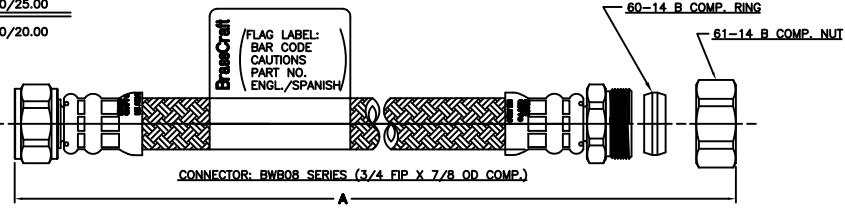
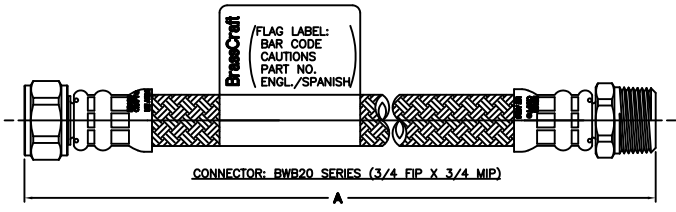
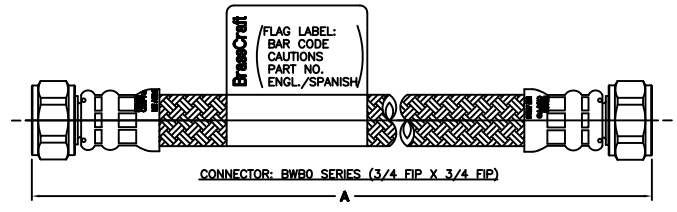


ITEM DESCRIPTION	ITEM ID.	DIM A (ASSEMBLED LGT)
3/4 F.I.P. X 3/4 F.I.P. CONNECTOR	BWBO-12	12.00/13.00
	BWBO-15	15.00/16.00
	BWBO-18	18.00/19.00
	BWBO-24	24.00/25.00
3/4 F.I.P. X 7/8 OD. COMP. CONNECTOR	BWB08-12	12.00/13.00
	BWB08-15	15.00/16.00
	BWB08-18	18.00/19.00
	BWB08-24	24.00/25.00
3/4 F.I.P. X 3/4 M.I.P. CONNECTOR	BWB20-12	12.00/13.00
	BWB20-15	15.00/16.00
	BWB20-18	18.00/19.00
	BWB20-24	24.00/25.00
3/4 M.I.P. X 7/8 OD COMP. CONNECTOR	BWB28-12	12.00/13.00
	BWB28-15	15.00/16.00
	BWB28-18	18.00/19.00
	BWB28-24	24.00/25.00
1 F.I.P. X 1 M.I.P. CONNECTOR	BWB19-12	12.00/13.00
	BWB19-18	18.00/19.00
	BWB19-24	24.00/25.00
3/4 F.I.P. X 5/8 OD COMP. CONNECTOR	BWB05-18	18.00/19.00
3/4 M.I.P. X 5/8 OD COMP. CONNECTOR	BWB25-12	12.00/13.00
	BWB25-18	18.00/19.00
	BWB25-24	24.00/25.00
3/4 FIP X 3/4 PEX CONNECTOR	BWBO-18PX	19.00/20.00



<p>BrassCraft A Mosco Company NORFOLK, MICHIGAN</p>	DESCRIPTION	WATER HEATER CONNECTORS (SUBMITTAL)	DRAWING NO.	SPA0262B
	DATE	05/07/03	REV	BWB*-*
	BY	SCHUTTE	DATE	08/17/2004
	APP'D	SCHUTTE	DATE	
<p>THIS DRAWING AND ALL DATA CONTAINED HEREON IS THE PROPERTY OF BRASSCRAFT. IT IS TO BE USED ONLY FOR THE PROJECT AND SPECIFICATIONS INDICATED THEREON. ANY REUSE OR MODIFICATION OF THIS DRAWING WITHOUT THE WRITTEN PERMISSION OF BRASSCRAFT IS PROHIBITED.</p>	<p>NOTES: UNLESS OTHERWISE SPECIFIED, ALL DIMENSIONS ARE IN INCHES. DIMENSIONS IN PARENTHESES ARE IN MILLIMETERS. DIMENSIONS IN PARENTHESES ARE TO BE USED ONLY AS A GUIDE. DIMENSIONS IN PARENTHESES ARE TO BE USED ONLY AS A GUIDE.</p>	<p>SCALE: FULL</p>	<p>UNIT: INCH</p>	<p>REV: B</p>